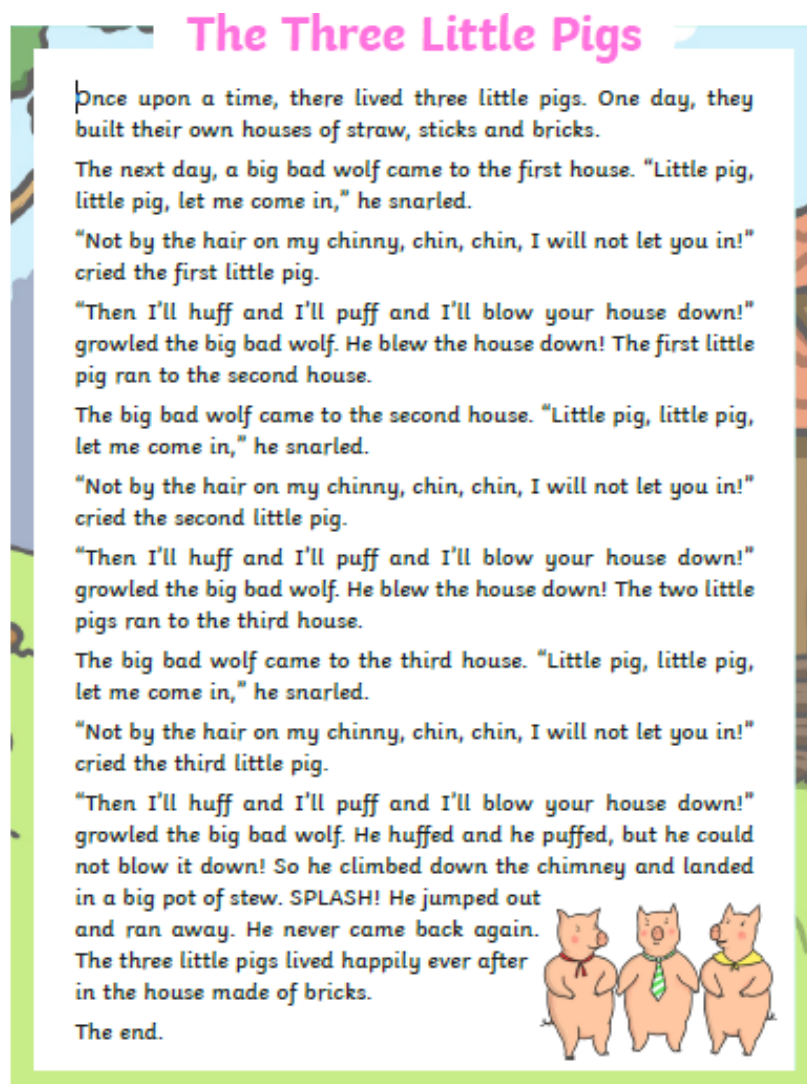


Date 22.1.21	S5.LO: Explain the features of a story LO: Learn a text map	Teacher
Context - Fairy Tales		/TA
		initials <div style="border: 1px solid black; width: 60px; height: 25px; margin: 5px auto;"></div>
I / S / G / WC		
My spellings for this week are; <div style="font-size: 24px; letter-spacing: 10px;">has do to is we</div>		
<ol style="list-style-type: none"> 1. Draw what happens in the beginning the middle and the end of the true story of the 3 little pigs. 2. Practise reciting your text map or the one saved at the end of this page. 		

Beginning	Middle	End

Write a sentence to match each picture.

Date 22.1.21	S5.LO: Explain the features of a story LO: Learn a text map	Teacher /TA initials <div></div> I / S / G / WC
Context - Fairy Tales		
My spellings for this week are; love ask our today want your		
1. Complete the task below to identify the features of the story. This could be done verbally if you can't print it out. 2. Continue to practice reciting your text map.		



TASK: Colour code the features and find examples in the text above.

Structure of a Fairy Tale:	Language Features of a Fairy Tale:
Title	Descriptive Language (adjectives)
Opening: Introduces the story with the main characters and settings.	Language Indicating Time
Build Up and Problem: A problem occurs to one of the main characters, or objects.	Speech
Resolution and Ending: The problem is solved; a happy ending finishes off the fairy tale.	First or Third Person (I or they)
	Past Tense

Date 22.1.21	S5.LO: Explain the features of a story	Teacher /TA initials <div style="border: 1px solid black; width: 60px; height: 30px; margin: 5px auto;"></div>
Context - Fairy Tales	LO: Learn a text map	
		I / S / G / WC

My spellings for this week are:
love ask our today want your (If I am successful with these words this week, I will be given some more challenging ones, see below)



TASK: Colour code the features and find examples in the text above and then continue to learn to recite yesterday's text map. You should do this until you are fluent.

Structure of a Fairy Tale:	Language Features of a Fairy Tale:
Title	Descriptive Language (adjectives)
Opening: Introduces the story with the main characters and settings.	Language Indicating Time
Build Up and Problem: A problem occurs to one of the main characters, or objects.	Speech
Resolution and Ending: The problem is solved; a happy ending finishes off the fairy tale.	First or Third Person (I or they)
	Past Tense

Date 22.1.21	S5.LO: Explain the features of a story	Teacher /TA initials <div style="border: 1px solid black; width: 60px; height: 30px; margin: 5px auto;"></div>
Context - Fairy Tales	LO: Learn a text map	
		I / S / G / WC
My spellings for this week are: door, floor, poor, kind, mind, child, old cold, told, every		

Hansel and Gretel






Once upon a time, Hansel and Gretel lived with their mum and dad in the woods. One night, Mum told Dad to take the children into the woods and leave them there!

The next day, they went for a walk in the woods. Hansel dropped stones along the path. Hansel and Gretel fell asleep. When they woke up, they were all alone but they followed the stones all the way home.

The next day, they went into the woods again. This time, Hansel dropped crumbs along the path. Hansel and Gretel fell asleep. When they woke up, they were alone again. When they looked for the crumbs, they were gone!

Hansel and Gretel walked until they found a house made of sweets. An old woman lived there and she asked them to come in. The old woman locked Hansel in a cage! She wanted to fatten him up and eat him.

Gretel told the old woman that Hansel was too big to fit into the oven. When the old woman went to look in the oven, Gretel pushed her in. Hansel and Gretel ran away from the house. When they got home, Dad was very happy to see them and said sorry. Mum had left the house and they all lived happily ever after.

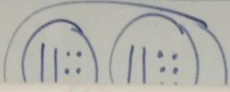
TASK: Colour code the features and find examples in the text above and then continue to learn to recite yesterday's text map. You should do this until you are fluent.

Structure of a Fairy Tale:	Language Features of a Fairy Tale:
Title	Descriptive Language (adjectives)
Opening: Introduces the story with the main characters and settings.	Language Indicating Time
Build Up and Problem: A problem occurs to one of the main characters, or objects.	Speech
Resolution and Ending: The problem is solved; a happy ending finishes off the fairy tale.	First or Third Person (I or they)
	Past Tense

The True Story of the Three Little Pigs:

$$2 \times 26 = 52 \checkmark$$

$$26 + 26 = 52$$



↩ in OVaT, I d, σ

I

I

So I


Now

And , either.

He

Can believe? I mean

$$2 \times 26 = 52 \checkmark$$



So I

else's So "L ,

L , R U n?

I d, σ

That's it.

I felt

Well I h.

And I s.

Text Map