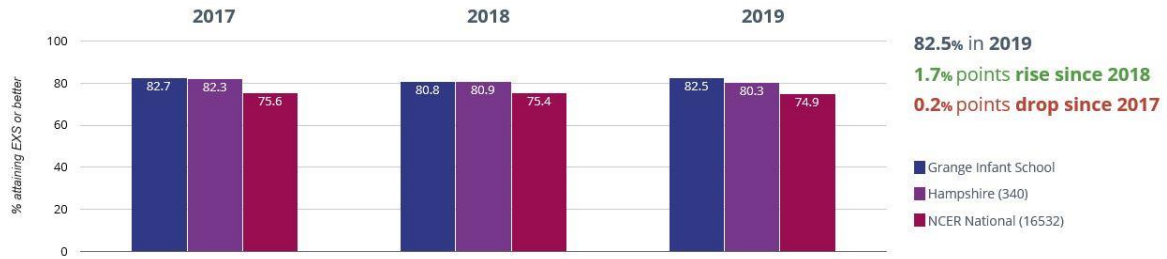
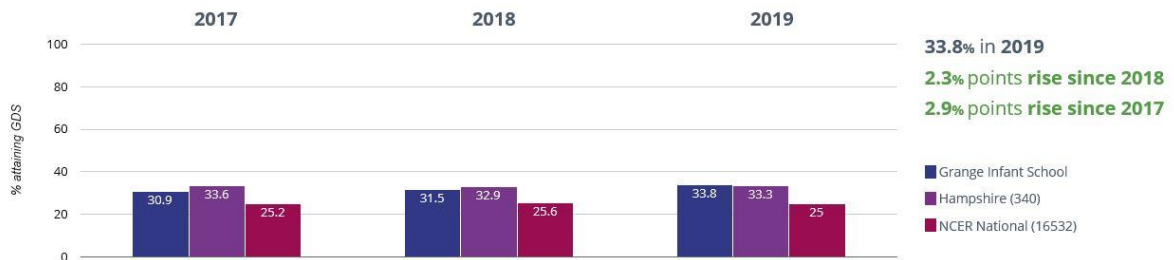


GRANGE INFANT SCHOOL

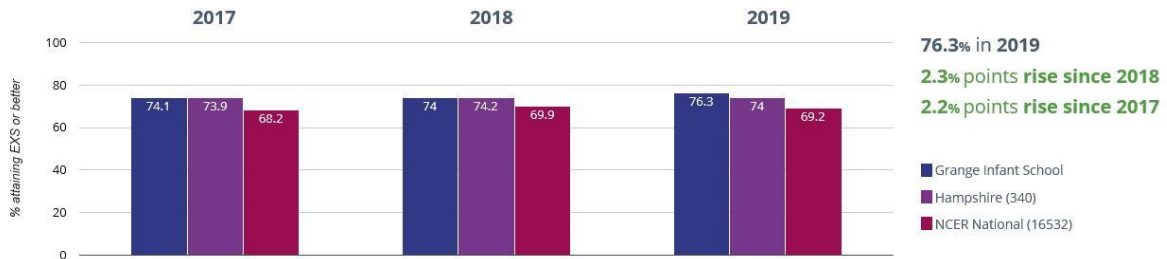
Reading - attaining EXS or better



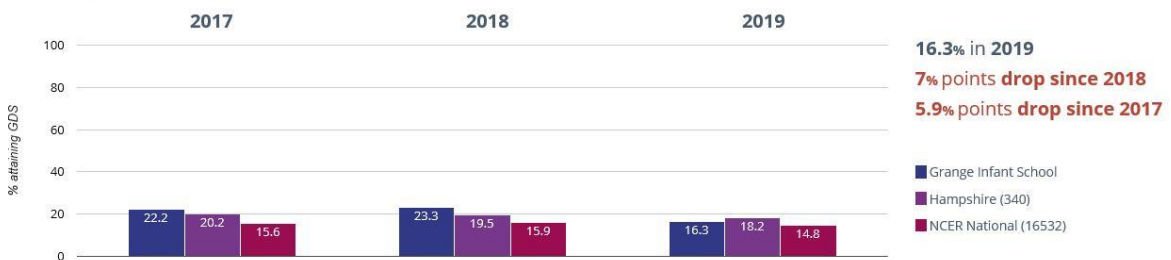
Reading - attaining GDS



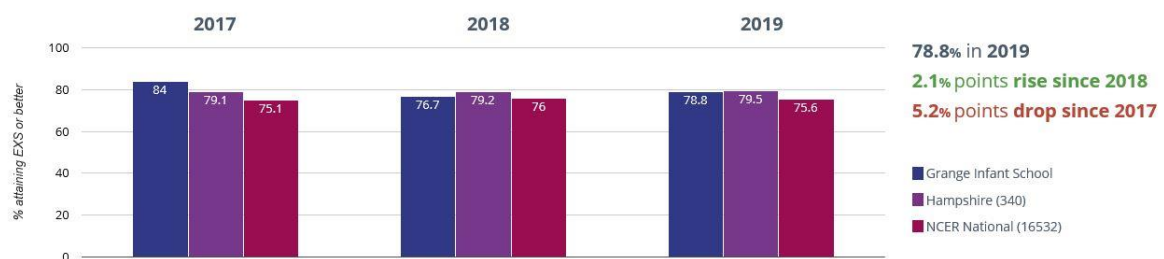
Writing - attaining EXS or better



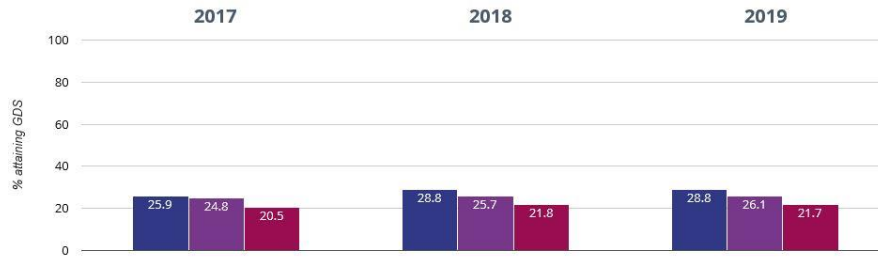
Writing - attaining GDS



Maths - attaining EXS or better



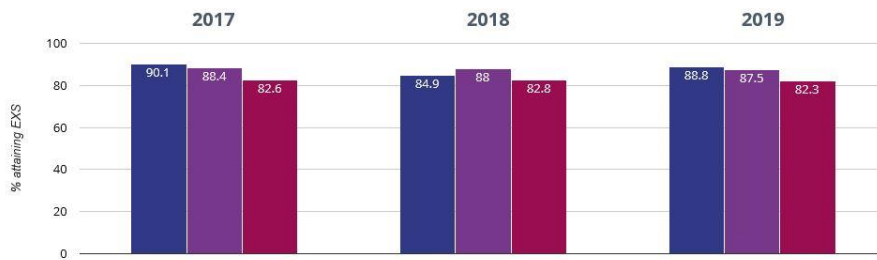
+ Maths - attaining GDS



28.8% in 2019
0% change from 2018
2.9% points rise since 2017

■ Grange Infant School
 ■ Hampshire (340)
 ■ NCER National (16532)

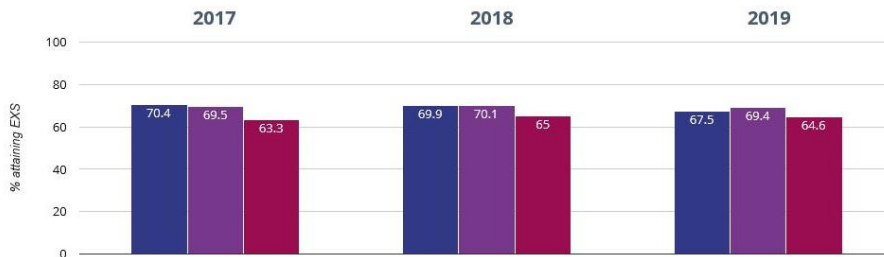
Science - attaining EXS



88.8% in 2019
3.9% points rise since 2018
1.3% points drop since 2017

■ Grange Infant School
 ■ Hampshire (340)
 ■ NCER National (16532)

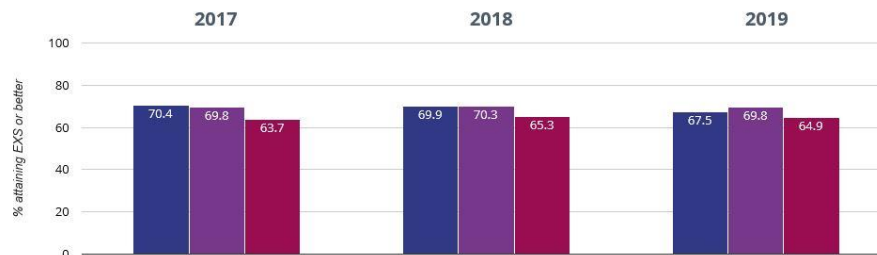
Reading, Writing, Maths and Science - attaining EXS



67.5 in 2019
2.4 points drop since 2018
2.9 points drop since 2017

■ Grange Infant School
 ■ Hampshire (340)
 ■ NCER National (16532)

RWM - attaining EXS or better



67.5% in 2019
2.4% points drop since 2018
2.9% points drop since 2017

■ Grange Infant School
 ■ Hampshire (340)
 ■ NCER National (16532)

RWM - attaining GDS



13.8% in 2019
4% points drop since 2018
1% points drop since 2017

■ Grange Infant School
 ■ Hampshire (340)
 ■ NCER National (16532)