
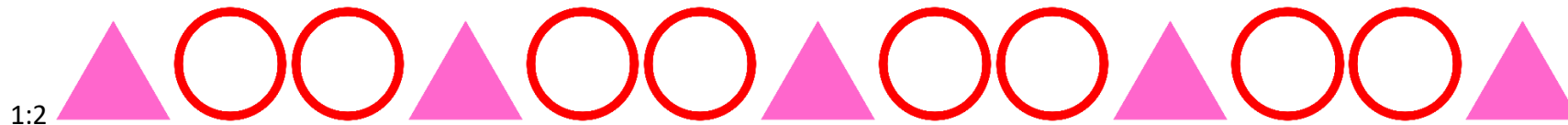
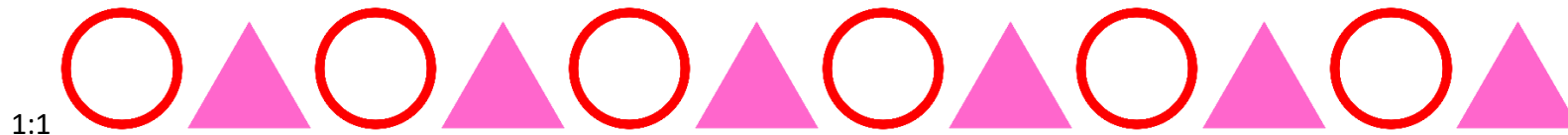



Today you can play with pattern. Practise making patterns with shapes. If you make your pattern on a strip of paper you could then decorate your instrument with it or you could make some shape patterns with some twigs and flowers outside. Make sure you can explain to your adult what shapes you have chosen and why your pattern works.



1:1 or 1:2 patterns with simple shapes

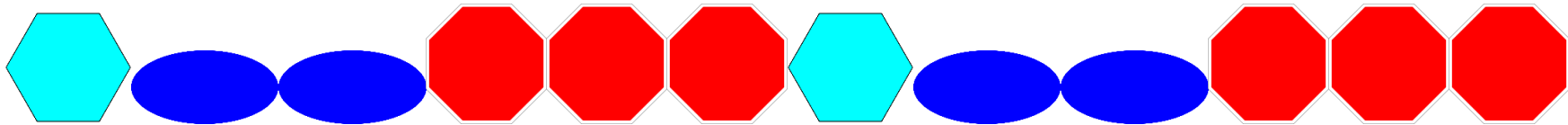


How would you describe this pattern and what would come next?




1:2:3 or 1:3 pattern with more complex shapes

This is a 1:2:3 pattern. What would come next in the sequence?




This is a 1:3 pattern. Can you spot the error?





If you are certain that you know all of your shape names try to make a pattern which relate to numbers e.g counting is 2 OR shapes rotated  $\frac{1}{2}$  or  $\frac{1}{4}$  turn, clockwise or anti-clockwise



Which grownups need to know about patterns when they do their jobs?

Have fun making your patterns. We would love to see some photos of your designs on class Dojo.